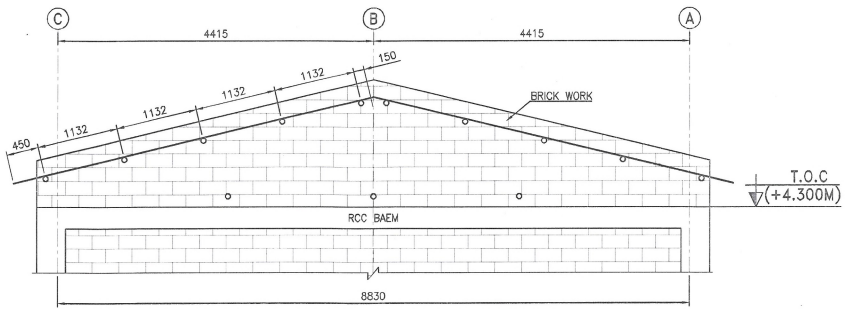

ELEVATION OF TRUSS AT GRIDS 1&7

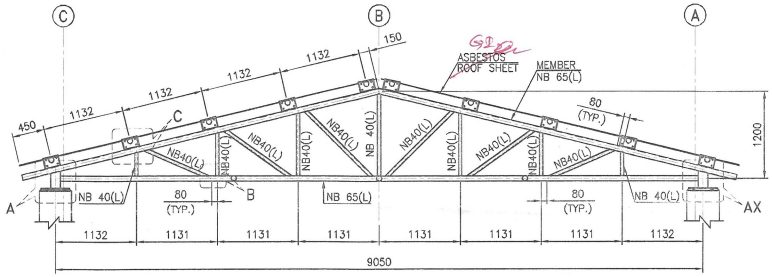

ELEVATION OF TRUSS AT GRIDS 2 3 4 5&6

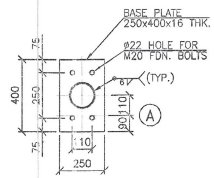

DETAIL OF BASE PLATE

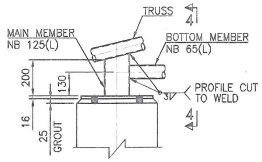

DETAIL-A AS SHOWN
DETAIL-AX LIFT HAND

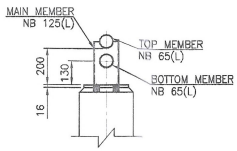

SECTION 4-4

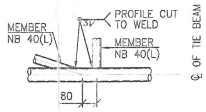

DETAIL-B

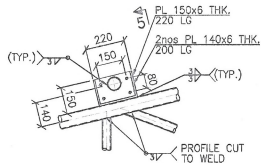

DETAIL-C

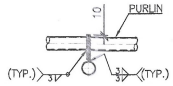

SECTION 5-5

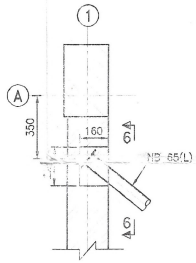

DETAIL-D

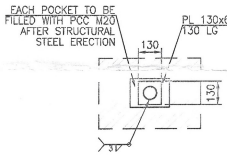

SECTION 6-6

VIEW 9-9

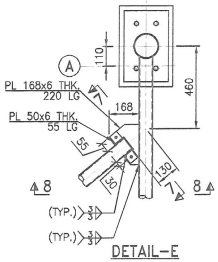

DETAIL-E

VIEW 7-7

VIEW 8-8

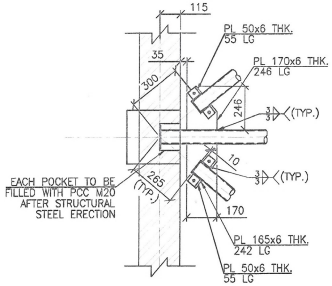

DETAIL-F

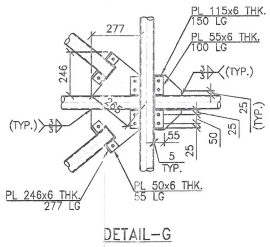

DETAIL-G

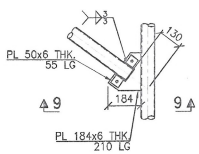

DETAIL-H

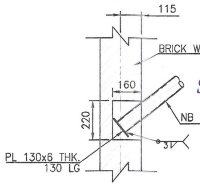

DETAIL-J

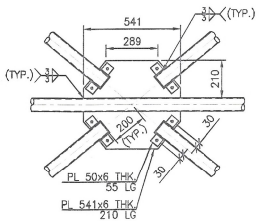

DETAIL-K

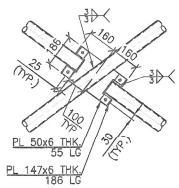

DETAIL-L

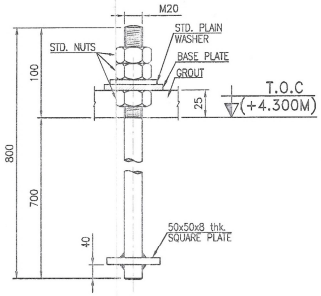

TYPICAL FOUNDATION BOLT DETAIL

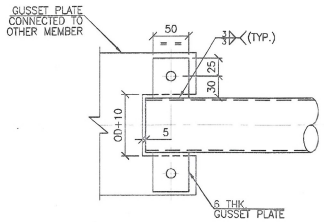

TYPICAL END DETAIL OF PIPE CONNECTING TO GUSSET PLATE

NOTE

1. ALL DIMENSIONS ARE IN MILLIMETERS, LEVELS AND CO-ORDINATES ARE IN METERS.
2. ALL ERECTION HOLES ARE 13.50ø FOR M12 BOLTS UNLESS OTHERWISE SPECIFIED.
3. ALL WELDS ARE 3mm THK. FILLET WELD ON ALL AVAILABLE CONTACT LENGTH UNLESS OTHERWISE SPECIFIED.
4. ALL STRUCTURAL PIPE SHALL CONFORM TO IS-1161.
5. ALL STRUCTURAL STEEL SHALL BE OF GRADE YST210.
6. S TYPE GI HOOK SHALL BE USED FOR FIXING OF ROOF SHEETING.
7. FOR ALL OTHER NOTES AND LEGENDS PLEASE REFER THIS DRAWING 01 OF 06.

REFERENCE DRAWINGS

1. KEC-SB937-GRL-01-1001 – OVERALL GENERAL ARRANGEMENT LAYOUT PLAN.
2. KEC-SB937-GRL-90-0002 – OVERALL FOUNDATION LAYOUT.

7.12.19
Executive Engineer (Civil)
B.S.P.T.C.L.

06.12.19
Assistant Engineer (Civil)
BSPTCL

Drawing is approved subject to overall responsibility of the contractor in terms of contract agreement or, turn key for the work

9.12.19
Superintending Engineer (Civil)
BSPTCL

9.12.19
Chief Engineer, (Civil-I)
BSPTCL

Bihar State Power Transmission Company Limited (BSPTCL)

Title: GA & DETAILS OF FOUNDATION, COLUMN, PLINTH BEAM, LINTEL BEAM, TIE BEAM, RAMP OF STORE BUILDING

Drg.No.:-CD_STORE_08-06

Scale: 1:100

Sheet: 06 OF 06

SIZE - A2